



Victoria Suite

MEETINGS AND EVENTS

The dedicated and self-contained conference facilities feature 15 customisable meeting rooms. Up to 550 guests can be hosted theatre style in the spectacular Victoria Suite and, combined with the Beatrice Suite and Victoria Lobby, the full space can accommodate up to 32 exhibition stands, ideal for hosting conferences and exhibitions on the same floor. For smaller meetings, the Executive Boardroom seats up to 15 delegates.

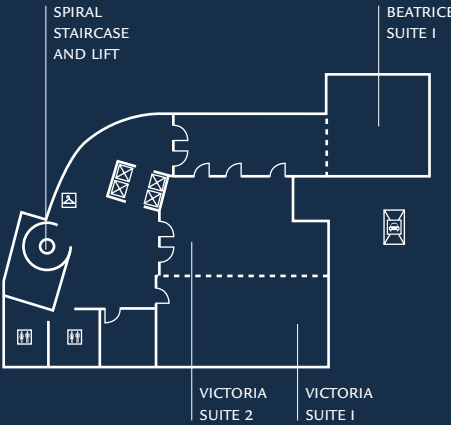
The conference facilities have their own designated catering, cloakroom and break-out rooms allowing conference guests to be in easy reach of all amenities. A Business Centre with PC access and secure underground parking for up to 30 cars are available for delegates. The hotel holds the Meetings Industry Association's AIM Gold accreditation, and is a Green Healthcare accredited venue.



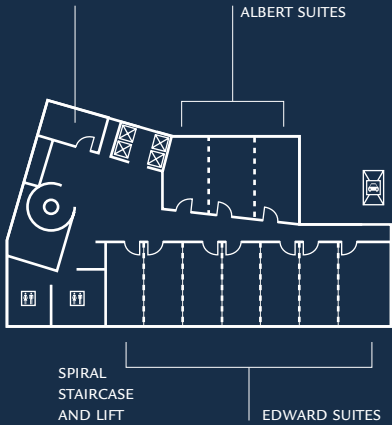
Connect with us online
parkplaza.com
f t i
#parkplazamoments

ROOM NAME	DIMENSION W X L X H (M)	SIZE (M²)	THEATRE	BOARD ROOM	U- SHAPE	CLASS ROOM	CABARET DINNER	DINNER DANCE	RECEP- TION
CONFERENCE LEVEL 1									
VICTORIA SUITE	23.8 x 25.5 x 3.5	606.9	550	-	-	260	280	400	750
VICTORIA 1	23.8 x 12.9 x 3.5	307	250	-	50	120	120	210	350
VICTORIA 2	23.8 x 12.6 x 3.5	299.9	220	-	50	108	100	180	250
BEATRICE SUITE	-	-	-	-	-	-	-	220	400
BEATRICE 1	14.9 x 14.1 x 3.6	210.1	166	40	41	60	88	120	200
BEATRICE 2	20.9 x 9.3 x 2.4	194.4	140	50	-	60	80	110	200
CONFERENCE LEVEL 2									
EDWARD SUITE	10.1 x 38.4 x 3.1	387.8	300	-	-	153	-	280	400
EDWARD 1	10.1 x 5.2 x 3.1	52.5	45	21	24	24	32	40	45
EDWARD 2	10.1 x 5.2 x 3.1	52.5	45	21	24	24	32	40	45
EDWARD 3	10.1 x 5.2 x 3.1	52.5	45	21	24	24	32	40	45
EDWARD 4	10.1 x 5.2 x 3.1	52.5	45	21	24	24	32	40	45
EDWARD 5	10.1 x 5.2 x 3.1	52.5	45	21	24	24	32	40	45
EDWARD 6	10.1 x 5.2 x 3.1	52.5	45	21	24	24	32	40	45
EDWARD 7	10.1 x 7.2 x 3.1	72.7	60	21	28	30	40	50	65
EDWARD 1 AND 2	10.1 x 10.4 x 3.1	105	90	36	33	36	64	80	90
EDWARD 3 AND 4	10.1 x 10.4 x 3.1	105	90	36	33	36	64	80	90
EDWARD 5 AND 6	10.1 x 10.4 x 3.1	105	90	36	33	36	64	80	90
EDWARD 1-3	10.1 x 15.6 x 3.1	157.6	150	50	50	63	96	140	150
EDWARD 1-4	10.1 x 20.8 x 3.1	210.1	200	64	64	90	120	160	200
EDWARD 6-7	10.1 x 12.4 x 3.1	125.2	120	36	36	45	64	90	120
EDWARD 5-7	10.1 x 17.6 x 3.1	177.8	160	50	50	63	104	140	150
EDWARD 4-7	10.1 x 22.8 x 3.1	230.3	220	64	64	99	136	180	220
ALBERT SUITE	9.6 x 18.5 x 3.1	177.6	140	-	56	60	96	120	150
ALBERT 1	8.9 x 6.3 x 3.1	56.1	40	22	16	18	24	30	40
ALBERT 2	9.6 x 6.3 x 3.1	60.5	45	22	20	24	32	30	45
ALBERT 3	9.6 x 5.9 x 3.1	56.6	45	22	20	24	32	30	45
ALBERT 1 AND 2	9.5 x 12.6 x 3.1	119.7	85	28	36	36	56	70	80
ALBERT 2 AND 3	9.5 x 12.2 x 3.1	115.9	90	34	36	36	64	80	90
THE EXECUTIVE BOARDROOM	8.0 x 5.5 x 3.0	44	-	15	-	-	-	-	-

CONFERENCE LEVEL 1



CONFERENCE LEVEL 2



PARK PLAZA
VICTORIA LONDON



A TOUCH OF COMFORT
IN THE HEART OF THE CITY

parkplaza.com/victorialondon



PARK PLAZA VICTORIA LONDON

SURROUNDED BY MANY OF LONDON'S ICONIC ATTRACTIONS, PARK PLAZA VICTORIA LONDON PLACES GUESTS AT THE HEART OF THE CITY. CLOSE TO BUCKINGHAM PALACE AND WESTMINSTER ABBEY, THE HOTEL IS PERFECTLY LOCATED FOR BUSINESS AND LEISURE TRAVELLERS OF ALL AGES.

One of the world's truly great cities, London has something for everyone. From legendary sights such as Big Ben and the Houses of Parliament to the array of beautiful parks and open spaces, there is plenty to explore.

Victoria is a vibrant destination for both business and culture. The newly opened Nova offers destination retail, bars and restaurants on our doorstep.

Contemporary in style, Park Plaza Victoria London is situated just two minutes from Victoria railway and underground station with fast links to London Gatwick Airport, bus and coach terminals, making the hotel easily accessible by all forms of public transport.



239 Vauxhall Bridge Road, London SW1V 1EQ

T: +44 (0) 333 400 6140 F: +44 (0) 333 400 6141

ppvlfconf@pphe.com

parkplaza.com/victorialondon




1 PARK PLAZA VICTORIA LONDON	6 LONDON EYE	11 BUCKINGHAM PALACE
2 REGENT STREET	7 THE HOUSES OF PARLIAMENT & BIG BEN	12 ORIENT EXPRESS TRAINS
3 NATIONAL GALLERY	8 QEII CONFERENCE CENTRE	13 WESTMINSTER CATHEDRAL
4 LEICESTER SQUARE	9 WESTMINSTER ABBEY	14 NOVA
5 COVENT GARDEN	10 TATE BRITAIN GALLERY	

GUEST ROOMS AND FACILITIES

Park Plaza Victoria London offers 299 modern and spacious air-conditioned bedrooms, including 12 self-contained apartments, all of which offer a fully equipped kitchen and lounge area. Our penthouse apartments also have access to a large private terrace with panoramic views over the London skyline.

The Fitness Suite provides both exercise and spa facilities. Guests can use the state-of-the-art free weights and a range of resistance and cardiovascular machines, or can choose to relax in the sauna and steam rooms.



OVERVIEW

299 GUEST ROOMS (TOTAL)	3 STUDIO ROOMS
9 APARTMENTS	1 RESTAURANT
98 EXECUTIVE ROOMS	2 BARS
189 SUPERIOR ROOMS	

RESTAURANT AND BARS

TOZI Restaurant & Bar specialises in Venetian cicchetti (small sharing plates) accompanied by classic Italian cocktails and Venetian aperitivi. Inspired by the casual dining ethos of the Veneto region, TOZI places the emphasis on quality and seasonal ingredients to be shared with friends and family.

The Lounge Bar is a great place to unwind and enjoy a wide range of beers and cocktails, and the bar menu offers quick, tasty snacks.



TOZI Restaurant & Bar