

Conferences, Meetings  
and Special Events

EXPERIENCE THE SPECTACULAR



Park Plaza  
Westminster Bridge  
LONDON



The Art of Hospitality

# Exploring the Spectacular

**The spectacular new Park Plaza Westminster Bridge London opened in March 2010.**

Situated on the vibrant South Bank in the heart of London, an eclectic area buzzing with festivals, exhibitions, film and theatre.

Boasting views across the river to the Houses of Parliament and Big Ben, Park Plaza Westminster Bridge London offers the perfect location for a conference, business event or a city break unmatched by any other hotel in London.

The hotel's convenient "layered" meeting space, located on three consecutive conference floors with dedicated lifts and stairs, allows conference guests to quickly and easily move from one meeting room to another.

- Westminster Ballroom
- Ballroom Meeting Planners Office
- Plaza Suites
- Park Suites & Business Centre
- Parliament View
- Executive Lounges
- Cloakroom
- Brasserie Joël
- Ichi Sushi & Sashimi Bar
- 1WB Lounge & Patisserie
- Primo Bar
- espressamente illy coffee bar
- Spa & Fitness Centre

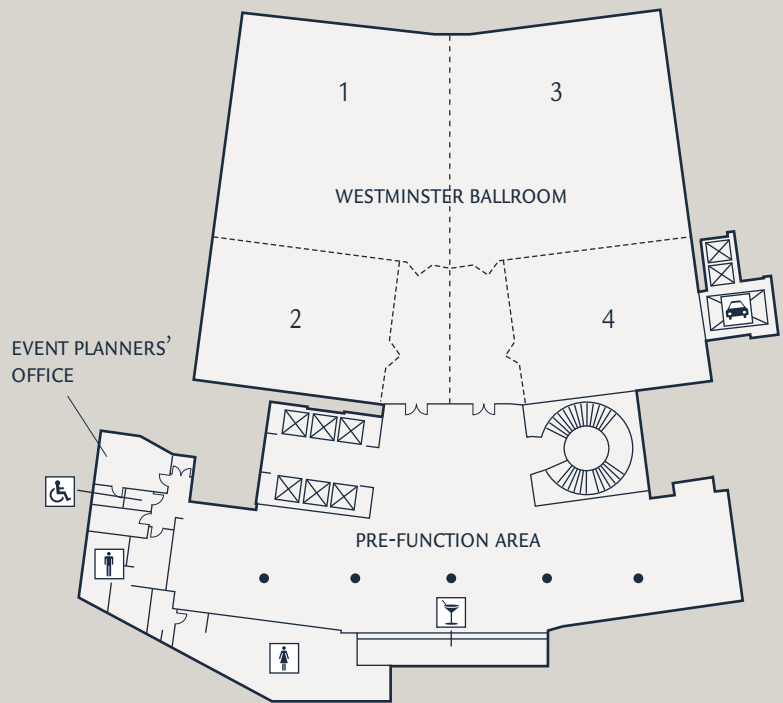


1,200m<sup>2</sup> pillar free Westminster Ballroom  
1,021 contemporary guest rooms  
31 flexible meeting rooms  
5 Restaurants and Bars  
2 Executive Lounges  
1 central London location



Space for anything,  
everything and everyone.





## Westminster Ballroom

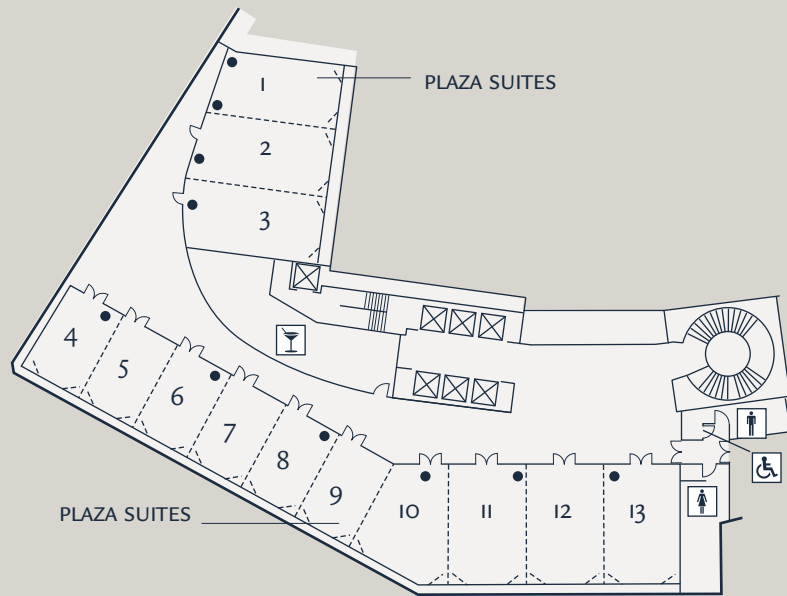
**The 1,200m<sup>2</sup> pillar free Westminster Ballroom is the ideal new venue for large conferences, exhibitions, gala dinners, seminars and car or product launches.**

The contemporary ballroom is divisible into four rooms and has a pre-function space of 520m<sup>2</sup> with private bar.

- Pillar free 1,200m<sup>2</sup>
- Flexible space (divisible by 4)
- 520m<sup>2</sup> pre-function space
- Private bar
- Air-conditioned
- 26 hanging points (1,000kg each)
- Fully integrated AV system
- Fully controllable lighting panels
- Pin Spot lighting
- Heavy Goods Lift
- 24 hour loading bay access
- Complimentary event planners' office
- Complimentary WiFi
- Mobile phone coverage
- Height 5.3m
- See Meeting Facilities page for power details

Theatre Style	1,400	Dinner	1,000
Classroom	800	Cocktail	1,400
Cabaret	800		

*Open inside back cover for full capacity chart*



## Plaza Suites

The hotel offers 13 bespoke Plaza Suites ranging in size from 36m<sup>2</sup> to 235m<sup>2</sup>. The Plaza Suites, which can be combined to create large meeting spaces or separated for smaller syndicate rooms, can accommodate a boardroom meeting or a cocktail reception for 1,200.

- 13 flexible rooms
- 1,025m<sup>2</sup> of fully flexible space
- Private bar
- Air-conditioned
- Fully integrated AV system
- Complimentary WiFi
- Mobile phone coverage
- Height 3.4m

Theatre Style 38-225

Boardroom 18-28

U-Shape 18-30

Classroom 16-96

Cabaret 16-120

Dinner 20-140

Cocktail 38-1,200

*Open inside back cover for full capacity chart*



13 bespoke, flexible, functional Plaza Suites.  
Your meeting, your way.

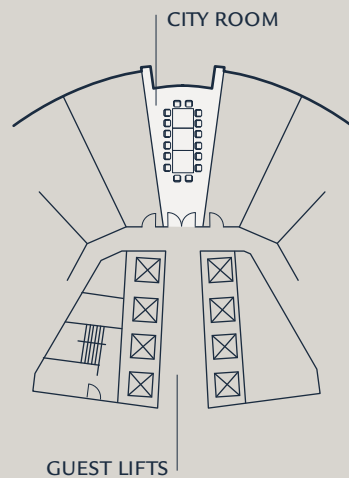
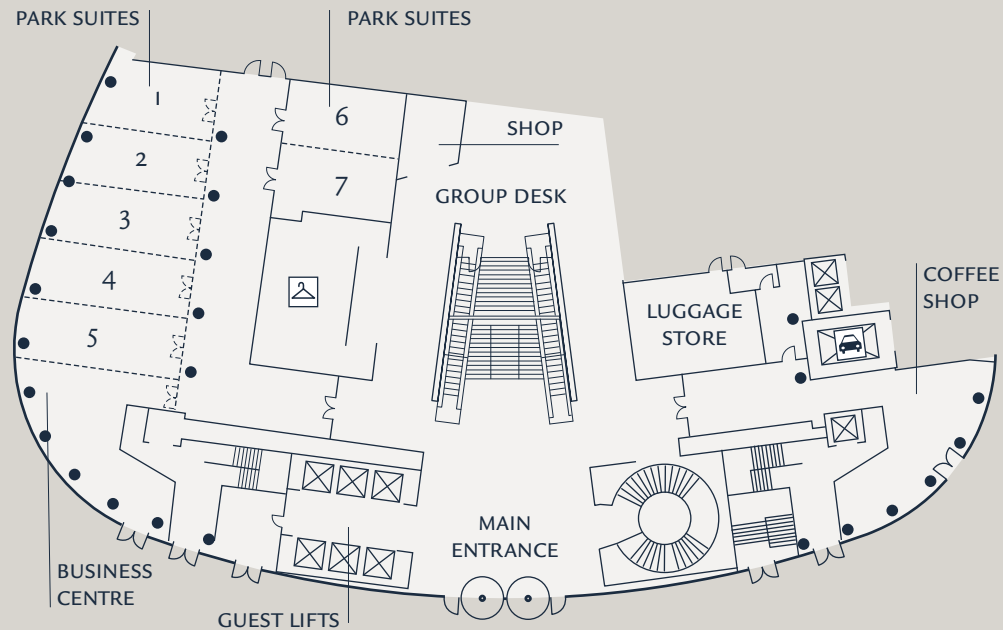


More meeting space,  
and even more  
meeting space.



CITY ROOM





## Park Suites and City Rooms

The 7 flexible Park Suites are located on the Ground Floor adjacent to the 24-hour Business Centre and are ideal for small and medium sized meetings with rooms from 25m<sup>2</sup> to 155m<sup>2</sup>.

- 7 Flexible rooms (Area 25-155m<sup>2</sup>)
- Air-conditioned
- Fully integrated AV system
- Complimentary WiFi
- Mobile phone coverage
- Height 2.8-3.2m

Theatre Style	30-180	Cabaret	16-80
U-Shape	8-30	Dinner	10-120
Boardroom	8-35	Cocktail	30-160
Classroom	6-80		

The 11 City Rooms, with floor-to-ceiling windows, are each located on floors 2-12 and are perfect for small meetings up to 24 people or used for additional syndicate space.

- 11 City Rooms with natural daylight
- Air-conditioned
- Complimentary WiFi
- Mobile phone coverage

Theatre	25	Cocktail	24
Boardroom	16		

Open inside back cover for full capacity chart

# Food & Banqueting

From weddings and special occasions to an awards dinner or a board meeting for 16 people, our team of highly-skilled banqueting chefs will create a menu tailored to your event, using only the finest ingredients.

A combination of detailed pre-planning and efficient and friendly service on the day ensures a successful event.

We let the food and service do the talking.



HEAD CHEF IMI KADER



Creative and inspirational food.  
Key ingredient – passion.



Big rooms  
with little touches.



ONE BED SUITE ICONIC VIEW LIVING ROOM

# Bedrooms

**Park Plaza Westminster Bridge London offers 1,021 design-led guest rooms and suites. Each spacious room is equipped with everything you would expect from a hotel and more.**

## **Superior Rooms (approx 27m<sup>2</sup>)**

- Internal atrium facing
- 37-inch LCD flat-screen television
- International electrical outlets
- Mini-bar with separate refrigerator
- Tea and coffee making facilities
- Bedside lighting controls
- Laptop safe
- Complimentary WiFi
- Separate shower and bath
- Accessible rooms available (shower only)
- Interconnecting rooms available
- 24 hour in-room dining

## **Studio Rooms (approx 36m<sup>2</sup>)**

- External facing (upgrade to iconic views of Big Ben or London Eye available)
- Living area
- Pull-out sofa bed
- 37-inch LCD flat-screen televisions (bedroom and living area)
- Self-catering facilities including microwave and cutlery
- International electrical outlets
- Mini-bar with separate refrigerator
- Tea and coffee making facilities
- Bedside lighting controls
- Laptop safe
- Complimentary WiFi
- Separate shower and bath
- Bathrobes and slippers
- 24 hour in-room dining

## **Suites and Penthouses (one and two-bedroom)**

- External facing (upgrade to iconic views of Big Ben or London Eye available)
- Suites and Penthouses with terraces on Floors 13 and 15
- Living area
- Dining table
- Pull-out sofa bed
- 37-inch LCD flat-screen televisions (bedrooms and living areas)
- Kitchenette facilities including microwave and cutlery
- International electrical outlets
- Mini-bar with separate refrigerator
- Tea and coffee making facilities including Nespresso machine
- Bedside lighting controls
- Laptop safe
- Complimentary WiFi
- Separate shower and bath
- Available to hire for private drinks receptions
- 24 hour in-room dining

*See floor plans section at back of brochure for bedroom floor plans*



STUDIO ROOM

## Down Time

Acclaimed chef Joël Antunes has returned to London with Brasserie Joël, his signature brasserie restaurant offering outstanding food at affordable prices. 1WB Lounge & Patisserie is open for afternoon teas and serves a delectable selection of freshly made pastries and tapas-style food, inspired by Joël's travels. The intimate Ichi Sushi & Sashimi Bar is a taste of Tokyo with an iconic London view. Be the centre of attention at Primo Bar featuring live music most nights and an encyclopaedic array of cocktails. For a truly authentic Italian coffee experience – where better than espressamente illy coffee bar. In-Room Dining also is available 24 hours a day.

For those mixing business with leisure our spa, with eight treatment rooms, is the perfect place to de-stress and unwind. Highly trained consultants offer a comprehensive list of relaxing and invigorating treatments. Park Plaza Westminster Bridge London also boasts a state-of-the-art Fitness Centre with a 15-metre swimming pool.

Located on the South Bank, the hotel is only minutes from London's most iconic attractions.



CHEF JOËL ANTUNES



Whatever you fancy.  
Whenever you fancy it.



# Corporate Social Responsibility

## Environmental Responsibility

Significant investment has been allocated to eco-friendly initiatives to assist with the on-going regeneration of London's South Bank.

## Bottling Plant

Park Plaza Westminster Bridge London benefits from an on-site water bottling plant. Based on a carbon filter process, we estimate this eliminates the need to transport and dispose of approximately one million bottles of water every year.

## Energy Efficiency

The building itself uses the latest insulation technology including triple glazed windows to retain heat and eliminate noise pollution. In addition, energy-retaining cladding is used to ensure maximum energy efficiency all year round. Carbon emissions at the hotel are reduced by using renewable energy sources.

## Park Plaza Westminster Bridge supports:

*British Eye Research Foundation (Fight for Sight)*, funding research into the prevention and treatment of blindness and eye disease. Registered Charity 1111438.

[fightforsight.org.uk](http://fightforsight.org.uk)

*Guy's and St Thomas' Charity* to help fund vital equipment at the Evelina Children's Hospital. Registered Charity 251983.  
[guysandstthomas.nhs.uk](http://guysandstthomas.nhs.uk)

*Willow Foundation*, a national charity that provides special days for seriously ill 16 to 40 year olds. Registered Charity 1106746.  
[willowfoundation.org.uk](http://willowfoundation.org.uk)





# Meeting Facilities

## Business Centre

The Business Centre on the ground floor, adjacent to the Park Suites, has everything you need to take care of business, seamlessly. From PCs and workstations to a full secretarial service.

## Executive Lounge

Two Executive Lounges help you keep in contact in comfort. Both serve breakfast, canapés, hot drinks and have a fully stocked bar.

## Technology

All meeting spaces, with the exception of City Rooms, have built-in technology including screens and projectors in the ceilings. Guests can also use the complimentary WiFi in all areas of the hotel.

## In-house Production Company

Our in house partners, AVC Productions Limited, work alongside our team to provide a totally integrated event solution.

## Service

At Park Plaza Westminster Bridge London, we pride ourselves on our service. Our hotel benefits from being part of a fast-growing group where all employees are encouraged to bring their own individual strengths and passion to the team.

**“Inspiring our guests through individuality and passion.”**

## Connections

- Complimentary WiFi

## Audio Visual

- Fully integrated AV system
- Fully controllable lighting panels
- LCD and screen in most rooms
- Pin Spot lighting in the Westminster Ballroom
- Integrated speaker system (linked to PA system)

## Power

- 100 amp 3 phase power supply to the Westminster Ballroom
- 63 amp 3 phase power to the Westminster Ballroom
- 32 amp single phase power to the Westminster Ballroom
- Power/AV built into the Westminster Ballroom ceiling

## Heavy Goods Lift

- Up to 4,000kg
- 4.9m x 2.6m
- Height 2.5m
- 24 hour access via the loading bay

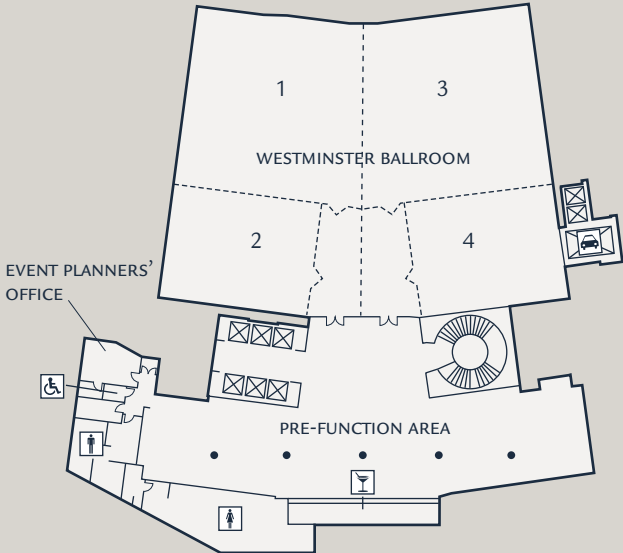
## Rigging

- 26 in-built hanging points in the Westminster Ballroom
- 1,000kg per point

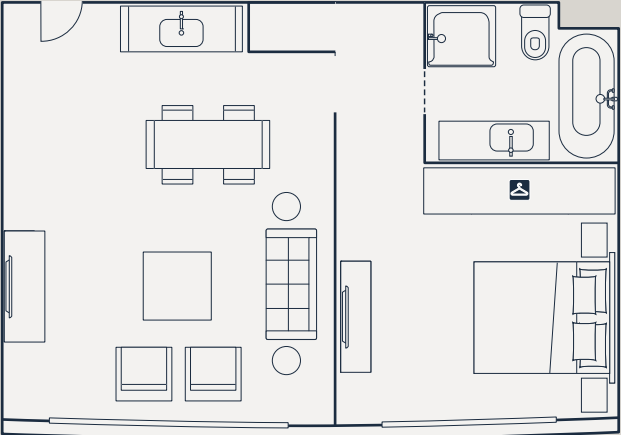
## Other

- Pillar free Westminster Ballroom
- Individually controlled air-conditioning in all meeting rooms
- Event planners' office (Westminster Ballroom)
- Parliament View and VIP area of Primo Bar available for private functions.
- Fully serviced Business Centre
- 67.5m<sup>2</sup> Cloakroom

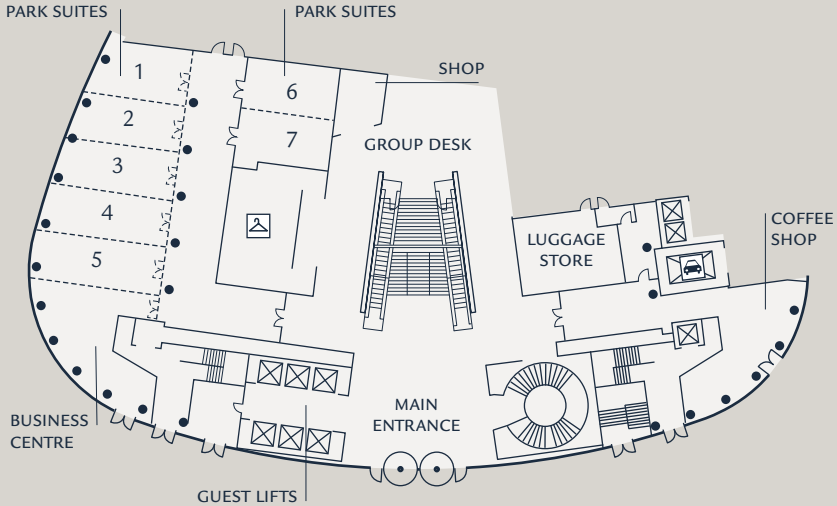
# Floor plans



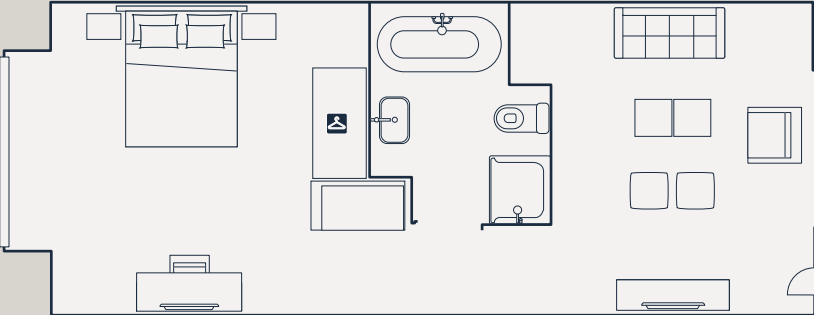
WESTMINSTER BALLROOM



ONE BED SUITE



PARK SUITES



STUDIO ROOM



# Capacity chart

Meeting Room	Area sqm	Length m	Width m	Height m	Theatre F/P	Theatre B/P	U-Shape	Boardroom	Cabaret F/P	Cabaret B/P	Classroom F/P	Classroom B/P	Dinner	Dinner Dance	Cocktail
<b>Westminster Ballroom</b>															
WESTMINSTER BALLROOM	1200	31.2	37.4	5.3	1400	1200	n/a	n/a	800	720	800	720	1000	900	1400
ROOM 1	330	18.5	17.8	5.3	400	320	n/a	n/a	200	160	200	160	250	200	400
ROOM 2	185	12.4	14.9	5.3	300	240	n/a	n/a	120	96	120	80	150	100	300
ROOM 3	330	18.5	17.8	5.3	400	320	n/a	n/a	200	160	200	160	250	200	400
ROOM 4	185	12.4	14.9	5.3	300	240	n/a	n/a	120	96	120	80	150	100	300
ROOM 1 + 2	600	31.2	18.7	5.3	750	600	n/a	n/a	384	312	380	320	460	400	750
ROOM 3 + 4	600	31.2	18.7	5.3	750	600	n/a	n/a	384	312	380	320	460	400	750
ROOM 1 + 3	670	36	18.5	5.3	800	640	n/a	n/a	416	344	420	360	500	450	800
PRE FUNCTION AREA	500	n/a	n/a	5.3	n/a	n/a	n/a	n/a	n/a	n/a	n/a	n/a	n/a	n/a	600
<b>Plaza Suites – Lower Ground Floor</b>															
PLAZA SUITE 1	49	9.5	5.2	3.4	54	n/a	24	24	24	n/a	24	n/a	30	n/a	54
PLAZA SUITE 2	57	10.5	5.4	3.4	62	n/a	26	28	24	n/a	24	n/a	30	n/a	62
PLAZA SUITE 3	57	10.8	5.3	3.4	70	n/a	28	28	24	n/a	24	n/a	30	n/a	70
PLAZA SUITE 4	37	7.5	4.9	3.4	38	n/a	18	18	16	n/a	16	n/a	20	n/a	38
PLAZA SUITE 5	37	7.5	4.9	3.4	46	n/a	20	20	16	n/a	16	n/a	20	n/a	46
PLAZA SUITE 6	36	7.5	4.8	3.4	38	n/a	18	18	16	n/a	16	n/a	20	n/a	38
PLAZA SUITE 7	36	7.5	4.8	3.4	46	n/a	20	20	16	n/a	16	n/a	20	n/a	46
PLAZA SUITE 8	36	7.5	4.8	3.4	38	n/a	18	18	16	n/a	16	n/a	20	n/a	38
PLAZA SUITE 9	36	7.5	4.8	3.4	46	n/a	20	20	16	n/a	16	n/a	20	n/a	46
PLAZA SUITE 10	55	8.8	6.2	3.4	62	n/a	22	24	24	n/a	20	n/a	30	n/a	62
PLAZA SUITE 11	58	9.5	6.1	3.4	64	n/a	26	26	24	n/a	26	n/a	30	n/a	64
PLAZA SUITE 12	58	9.5	6.1	3.4	64	n/a	28	26	24	n/a	26	n/a	30	n/a	64
PLAZA SUITE 13	58	9.5	6.1	3.4	72	n/a	30	28	24	n/a	28	n/a	30	n/a	72
PLAZA SUITES 10-13	235	24.5	9.5	3.4	225	180	n/a	n/a	80	62	96	78	140	100	225
PLAZA SUITES 4-9	225	30	7.5	3.4	225	180	n/a	n/a	80	62	96	78	140	100	225
PLAZA SUITES 1-3	165	16.1	10.2	3.4	240	200	n/a	40	120	96	80	64	160	100	160
PLAZA SUITE FOYER	400	n/a	n/a	3.4	n/a	n/a	n/a	n/a	n/a	n/a	n/a	n/a	n/a	n/a	n/a
<b>Park Suites – Ground Floor</b>															
PARK SUITE 1	25	5.4	4.6	3.2	30	n/a	8	8	n/a	n/a	6	n/a	10	n/a	30
PARK SUITE 2	25	6.5	3.8	3.2	30	n/a	8	10	n/a	n/a	6	n/a	10	n/a	30
PARK SUITE 3	29	7.6	3.8	3.2	34	n/a	10	12	16	n/a	8	n/a	20	n/a	34
PARK SUITE 4	32	8.5	3.8	3.2	38	n/a	12	16	16	n/a	10	n/a	20	n/a	38
PARK SUITE 5	34	8.8	3.9	3.2	38	n/a	12	16	16	n/a	10	n/a	20	n/a	38
PARK SUITE 6	29	6.8	4.3	2.8	34	n/a	10	12	16	n/a	8	n/a	20	n/a	34
PARK SUITE 7	27	6.8	4	2.8	34	n/a	10	12	16	n/a	8	n/a	20	n/a	34
PARK SUITES 1-5	155	20.5	7.6	3.2	180	130	30	35	80	64	80	64	120	80	160
PARK SUITES 6 & 7	57	6.8	8.4	2.8	72	58	24	28	24	16	28	n/a	30	n/a	72
PARK SUITE FOYER	118	23.6	5	3.2	n/a	n/a	n/a	n/a	n/a	n/a	n/a	n/a	n/a	n/a	n/a
<b>City Rooms – Floors 2-12</b>															
CITY ROOMS 2-12	29	9.2	3.1	2.3	25	n/a	n/a	16	n/a	n/a	n/a	n/a	16	n/a	24

Details accurate at time of print but may be subject to change without notice.

Maximum capacities subject to individual event requirements. Cabaret based on 8 pax per table. Classroom based on 3 pax per table.

# Location



- |                                      |                        |
|--------------------------------------|------------------------|
| 1 Park Plaza Westminster Bridge      | 8 Regent Street        |
| 2 The London Eye                     | 9 National Gallery     |
| 3 London Aquarium                    | 10 Theatreland         |
| 4 The Houses of Parliament & Big Ben | 11 Covent Garden       |
| 5 Westminster Abbey                  | 12 Tate Modern Gallery |
| 6 Tate Britain Gallery               | 13 National Theatre    |
| 7 Buckingham Palace                  | 14 Southbank Centre    |

## Where we are

### Trains

- Waterloo – 5 minutes
- Westminster – 5 minutes

### Air

- London City Airport – 8 miles
- London Heathrow Airport – 25 miles
- London Gatwick Airport – 30 miles
- London Stansted Airport – 38 miles

### Roads

- M4 – 8.5 miles
- M1 – 9 miles
- M11 – 12 miles
- M3 – 16 miles
- M20 – 19 miles

## Contact us

Park Plaza Westminster Bridge  
 London SE1 7UT  
 United Kingdom  
 +44 (0)844 415 6790  
 PPWLConf@pphe.com

## Park Plaza Hotels in London

- Park Plaza County Hall London
- Park Plaza Riverbank London
- Park Plaza Sherlock Holmes London
- Park Plaza Victoria London
- Park Plaza Westminster Bridge London

[www.parkplaza.com/london](http://www.parkplaza.com/london)



**Park Plaza Westminster Bridge**  
London SE1 7UT

T: +44 (0) 844 415 6790

F: +44 (0) 844 415 6791

[www.parkplaza.com/westminster](http://www.parkplaza.com/westminster)

*Reservations:*

ppwlconf@pphe.com

GDS Code: PK

PARK PLAZA | HOTELS

Discover Park Plaza Hotels at [www.parkplaza.com](http://www.parkplaza.com)